










CLEANING PROTOCOL

GTI - GTI MAX - CREATION CLIC SYSTEM




EQUIPMENT TYPE	CHEMICAL	METHOD	FREQUENCY
INITIAL OR DEEP CLEAN			
<div> Auto-scrubber</div> <div>+</div> <div> Red disk</div> <div>or</div> <div><div> Scrubbing brush</div><div> Squeegee</div><div> Wet vacuum cleaner</div></div>	DYNATECH TROPHY 10% solution*	<ul style="list-style-type: none">• Clean with the auto-scrubber (vacuum suction switched off), and allow the product time to work• Work in strips, overlapping the lines• Vacuum• Finish along the display units with the scrubbing brush + squeegee or wet vacuum cleaner	As necessary
	Rochex ROCTONIC 3% solution		
	Kiehl DOPOMAT INTENSO 2% solution		
	ECOLAB NEOMAT A 2% - 3% solution		
ROUTINE CLEANING			
<div> Auto-scrubber</div> <div>+</div> <div> Red disk</div> <div> Flat mop</div>	DYNATECH TROPHY 1-2% solution*	<ul style="list-style-type: none">• Clean with the auto-scrubber• Work in strips, overlapping the lines• Vacuum• Finish along the display units using the flat microfibre mop <div> String mops deposit too much residue (product/water)</div>	Daily
	Rochex ROCTONIC 1% solution		
	Kiehl DOPOMAT INTENSO 0.3% solution		
	ECOLAB MAGIC MAXX 1% solution		

Note: Do not use too much water on the flooring, to avoid water seeping between the tiles

*Distributed by Gerflor - Code: 085E 0001

CLEANING PROTOCOL

TARASAFE X-TRA (fish area)

EQUIPMENT TYPE	CHEMICAL	METHOD	FREQUENCY
INITIAL OR PERIODIC CLEAN: ALKALINE OR FOOD-GRADE DEGREASING DETERGENT			
 Scrubbing brush Squeegee	Rochex ROCTONIC 3% solution	<ul style="list-style-type: none">• Apply the detergent to the flooring• Leave for 5-10 min to allow the product to work• Scrub with the scrubbing brush• Remove the liquid with the squeegee	As necessary
	Kiehl DOPOMAT INTENSO 2% solution		
	JOHNSON DIVERSEY SUMA FORCE D3.5		
	ECOLAB NEOMAT A 2% - 3% solution		
DAILY CLEAN: FOOD-GRADE DETERGENT			
 Scrubbing brush Squeegee	Kiehl BLUTOXOL 1% - 3% solution	<ul style="list-style-type: none">• Apply the detergent to the flooring• Scrub with the scrubbing brush• Remove the liquid with the squeegee	Daily
	Johnson Diversey SUMA BAC D10 ou SUMA D10.5		
SPECIAL CLEAN (CHALKY MARKS): ACID-BASED DETERGENT			
 Scrubbing brush Squeegee	Kiehl VINOX-DES % to be validated with manufacturer	<ul style="list-style-type: none">• Apply the detergent to the flooring• Scrub with the scrubbing brush• Remove the liquid with the squeegee	As necessary
	Johnson Diversey SUMA ACISAN D5.6		