

# QUICKMAT TILE

## THE UNIQUE MODULAR SOLUTION

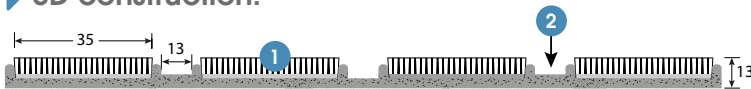
CODE: 1725

- ▶ **Adapted to all types of building entrances**  
with pedestrian traffic below 1200 crossings a day



- ▶ **Preadhesived plank matting (12mm thick)**  
100% polyamide inserts

- ▶ **3D construction:**

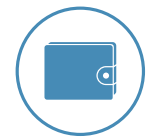


- 1 Polyamide absorbing insert
- 2 Collecting zone

- ▶ **Manufactured with solar energy**
- ▶ **Adapted to 4 to 6 mm thick products**  
GTI, Attraction® and all LVT except Dry Back & Top Silence design
- ▶ **1sqm per box**  
Angles & profiles to adjust on site sold separately



**TIME SAVING  
NO STRESS**  
(no risk of error,  
no mistake to fix)



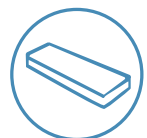
**NO PRODUCT LOSS  
MONEY SAVING**



**BUILDING &  
PEOPLE PROTECTION**



**ENVIRONMENT  
PROTECTION**



**GERFLOR PRODUCTS  
PERFECT MATCHING**

### OFFER DESCRIPTION

- 1 box (1sqm of matting): 6 matting planks of 75 x 23.5 cm
- SOLD SEPARATELY:
- Tube of 4 x 2 m preadhesived profiles (code 1726)
  - Box of 4 angles (code 1727)

**Gerflor®**


# INSTALLATION

## 3 POSSIBILITIES

▶ INTEGRATED IN  
GERFLOR FLOORING  
WITH PREADHESIVED  
PROFILES



▶ LAYED ON THE FLOOR  
WITH (OR WITHOUT)  
SPECIFIC RAMP



▶ INSERTED INTO  
A MATWELL

