



Manual dust removal equipment

Broom



Mechanical dust removal equipment

Vacuum cleaner












Manual washing equipment

Mop



Manual scrubbing equipment

Scrubbing brush

	Equipment used	Cleaning products	Cleaning methods
First use or deep cleaning	 or  	Concentrated cleaning detergent	<ul style="list-style-type: none"> Carefully remove dust from the floor with a broom or vacuum cleaner Wash with a mop and cleaning detergent <ul style="list-style-type: none"> Rinse and let dry
Daily cleaning	 or 		<ul style="list-style-type: none"> Remove dust from the floor every day with a broom or vacuum cleaner
Weekly cleaning	 	Diluted cleaning detergent	<ul style="list-style-type: none"> Remove dust with a vacuum cleaner Wash the floor with cleaning detergent <ul style="list-style-type: none"> Let dry
Occasional cleaning Twice a year	 	Concentrated cleaning detergent	<ul style="list-style-type: none"> Remove dust with a vacuum cleaner Wash the floor by scrubbing (scrubbing brush) with cleaning detergent <ul style="list-style-type: none"> Rinse and leave to dry

The concentration / dilution level of the product must comply with the indications provided in the datasheet of the PVC flooring detergent used.

PRECAUTIONS FOR USE

- Some multi-purpose products (perfumed cleaners, deodorisers, disinfectants, etc.) leave a greasy residue that may cause dirt to build up on the floor. We would advise you to use non-film forming cleaning products.
- Ensure that the cleaning products used are suitable for vinyl floors. These products are available off-the-shelf (hypermarkets, supermarkets, drug stores, etc.).
- ⚠ CAUTION! DO NOT USE "WAXES" FOR LINOLEUM, CERAMIC TILES, ETC.**
- Place a doormat at the apartment entrance to retain dust and grit (never use a rubber-backed rug or doormat).
- Never use caps or wheels (for chair legs or other furniture) made from rubber (the rubber compounds may permanently mark the vinyl flooring); instead use PVC or polyethylene caps.

TIPS AND ADVICE FOR STAIN REMOVAL

- Take quick action.
- Remove as much dirt as possible with a dry cloth.
- Most household stains can be removed with white spirit, methylated spirits or Essence C. Never use acetone, trichloroethylene or solvents.
- Never use abrasive products (scouring powder, steel wool, scouring pads, etc.). Use white absorbent cloth.
- Do not apply the product directly to the floor but instead dampen the cloth.
- Work from the outside-in by dabbing (do not rub).